

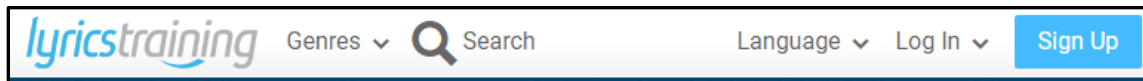
Using Music to Learn a Language


Do you like to listen to songs in English? One of the best ways to learn English vocabulary is by learning the words in a song and singing them.

LYRICS TRAINING is a website that helps people learn languages. You can go to www.lyricstraining.com directly, or you can go to www.mhccesl.weebly.com and go to the heading Listening. Under the heading Music, you will find links to many songs that you can use for practice.

Instructions for Lyrics Training

At the top of the web page you will see many options. Click on Genres to find a type of music. Click on Search to look for a song or artist that you know. Click on Language to choose a language to study in. Students can sign up (register) to keep a record of their scores but is not necessary to sign up to use the website.



The song's country of origin will be shown with a flag . The color behind the flag will give you the song's level. GREEN is easier, ORANGE is a little difficult, and RED is difficult.

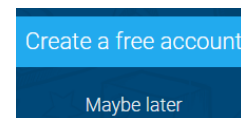
1. Choose a song and select Beginner on the Game Mode page.



2. Select how you want to play, Write Mode or Choice Mode. Choice Mode is easier.



3. If you don't want to create an account, click on Maybe later.



4. Listen to the song and choose the correct word that's missing or type in the word that you hear.



5. Click on the back arrow  to repeat. Click on the forward arrow  to see the word.